



PROJECTEUR LED



FICHE TECHNIQUE

Quality Standards



220-240V
50-60Hz

Electrical Insulation
CLASS I



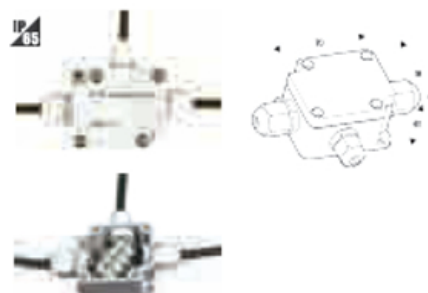
60° Wide Beam



Specification

Code	Watt	Lamp	Lumen
Opto Recess B-12H	12W	Power Led	1824lm.
Opto Recess B-18H	18W	Power Led	2736lm.
Opto Recess B-24H	24W	Power Led	3648lm.

CONNECTORS





PROJECTEUR LED



FICHE TECHNIQUE

Opto Recess B-24

Product Code

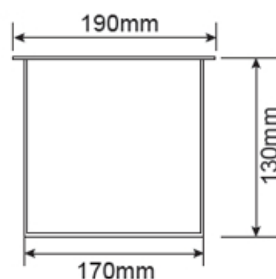
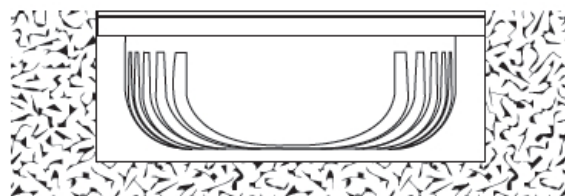
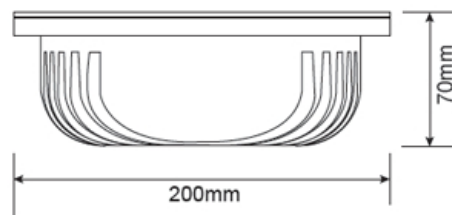
LED Quantity
DC forward current
Optical Lens
PCB Heat Conductivity
Power Consumption
Input Voltage
Frequency Range
Power Factor
Total Harmonic Distortion(THD)
Color Temperature
Color Rendering Index
Temperature of Working Condition
Humidity of Working Condition
Working Life
Protection Grade

Opto Recess B-24

12pcs Power LED
700mA
10-25-45-60-Asymmetric
≥2.7W/mK
24W
230VAC , 24VDC
47 ~ 63Hz
≥0.9
<5%
3000-6500 (K), **R,G,B,A**
≥80
- 40C to + 60C
10% ~ 90%
>50,000Hrs
IP67



60° Wide Beam



Asymmetric Beam



60° Wide Beam



25° Medium Beam



10° Narrow Beam



45° Wide Beam